

U.S. INDUSTRIAL MACHINERY

P.O. BOX 2098

MEMPHIS, TN 38101

PHONE: (800) 860-1850

FAX: (901) 526-2339

Visit Our Website at www.usindustrial.com

Dear Customer,

We are pleased to offer for your consideration:

ONE (1) NEW U.S. INDUSTRIAL 125 TON X 13' HYDRAULIC PRESS BRAKE with manual controls

Model Number: USHB125-13M

**FRONT OPERATED POWER BACKGAUGE, POWER RAM ADJUST,
MANUAL FINE ADJUST HANDWHEELS and DIGITAL POSITION DISPLAYS**



STANDARD EQUIPMENT: (All of the following comes with the machine)

- Power Front Operated Back Gauge, motorized with fine adjustment handwheel
Digital Display shows Backgauge position in .001"
- Power Ram Depth Control, motorized with fine adjustment handwheel
Digital Displays shows Ram position in .001"
- Ram Deflection Adjustment
- Massive Torsion Bar for Parallelism
- Three Speed Ram
- Bottom Time Delay
- Inching and Single Cycle
- Bed tools are held with standard slot for 1/2" x 5/8" tang w/set screws, plus die clamps are included
- Ram takes standard American Tang Tooling (1/2" x 5/8") and American Safety Tang Tooling, and Z1
- Space between Ram Tool Clamps allows for deep box bending
- Free Gooseneck Punch and multi-opening Die for up to 90° forming up to 10-gauge mild steel
(see note on page 2)
- Setting for ram speed slowdown and return position
- Forged Heavy Duty Cylinder and Body
- Rapid Approach, Bending and Rapid Retreat
- All Steel Construction

SPECIFICATIONS:

• Working Pressure:	125 Tons	• Pressing Speed:	Dependent on Tool Load
• Length of Working Table:	157.4"	• Hydraulic Oil Capacity:	97 Gal.
• Distance Between Housings:	124"	• Motor Horsepower:	10 HP, 220 or 440 Volts, 3 ph. 35/17.5 amps
• Throat Depth:	12.5"	• Net Weight:	20,947 lbs.
• Stroke Adjustment of Ram:	2.36"	• Length:	179"
• Ram Travel:	5.5"	• Width:	64"
• Open Height:	15.9"	• Height:	101"
• Rapid Ram Travel Speed:	2.4"/sec.		
• Rapid Ram Retreat Speed:	2.0"/sec.		
• Backgauge Travel:	24"		

*specifications are subject to change without notice

*** Continued on Page 2 ***

IMPORTANT FEATURES INCLUDED WITH U.S. INDUSTRIAL PRESS BRAKES:

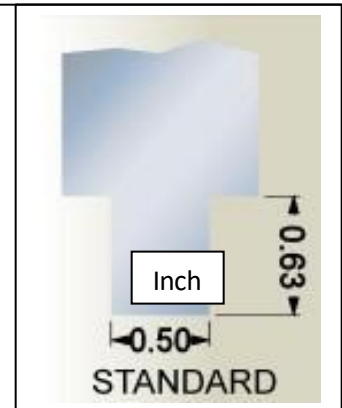
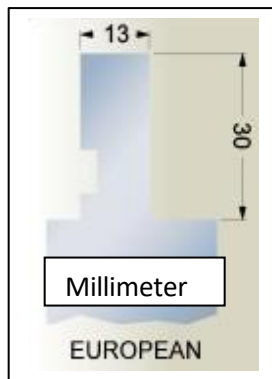
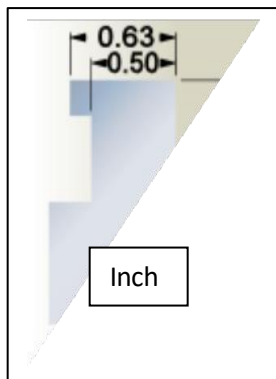
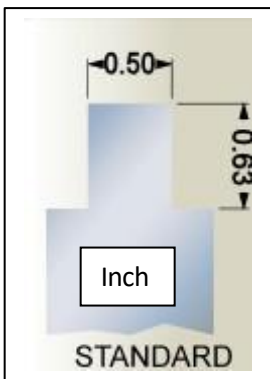
- **Special Note:** The Gooseneck Punch and multi-opening Die included are general purpose tools to be used for training. Precision tooling should be purchased to meet your specific needs. The punch is segmented and it is up to the customer to calibrate these if they want to use them for a particular purpose.
* **There is no warranty on this tooling.**



Gooseneck Punch Tool Sections included, full length of Ram. Multi-opening V-Die for up to 90 degree forming included, full length of bed. Die lifting rings included.

Our **bed** has slot for the Standard Die Tang as shown below. Also, bed tooling without tang can be held with the included capture clamps.

Our Standard Ram Clamps and Optional cam-lever Ram Clamps will hold all Punch Tangs shown below:



Our **standard** ram clamp for all punch tangs above, two allen-head cap screws to secure tools.



Our **optional** ram clamps for all punch Tangs shown above. Lever action allows for quick tool change.

TOTAL – Usually special order, call for delivery estimate.....F.O.B. MEMPHIS \$ 69,485.00

AVAILABLE OPTIONS:

- Sick Model deTec 4 Light Curtain System – Minimum OSHA Requirement Shown above
 - Upgrade to Fiessler Akas II Laser Guarding (Substitute for Sick deTec 4) \$9,995.00
 - Manual (hand-crank) Mechanical Bed Crowning Device Included
 - Upgrade to Cam-Lever Quick Action Ram Clamps \$6,495.00
 - Training in our Memphis, TN Facility No Charge
 - Training at customer site, less than 300 miles from Memphis: \$3,495.00
 - Training at customer site, more than 300 miles from Memphis: \$4,995.00
- (If outside continental USA, please call for quote.)



Photos above are manual Hydraulic Press Brake with front-operated power backgauge, power ram adjustment, both with manual fine adjustment and digital readouts. Operator's pendant has dwell adjustment for ram, key lockout, jog control and E-stop.

We await your reply and thank you for this opportunity to quote.

U.S. INDUSTRIAL MACHINERY